



GPS

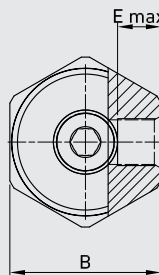
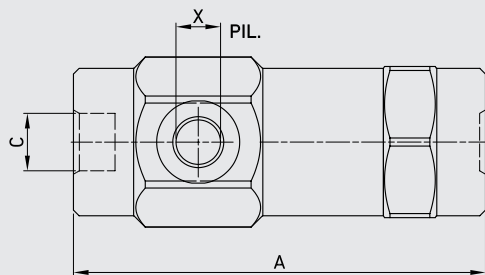
3 WAYS SINGLE PILOT OPERATED CHECK VALVES

Edition. 21.0

CS Carbon Steel

- Type: 3-ways single pilot operated check valves with zincplated steel body
- Sizes: from DN6 up to DN25
- Ends: BSP
- O-Rings: NBR
- Pressure: up to PN400
- Temp range: from -20°C to +100°C
- Treatment: Galvanized





CODE DESCRIPTION STRUCTURE

GPS G1/4 2,5 V

Type and way of valve

GPS

Port size

G 1/4
G 3/8
G 1/2
G 3/4
G 1

Cracking pressure

2,5
5
3
0,5
1

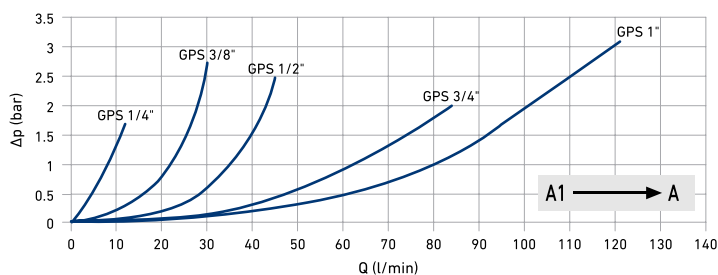
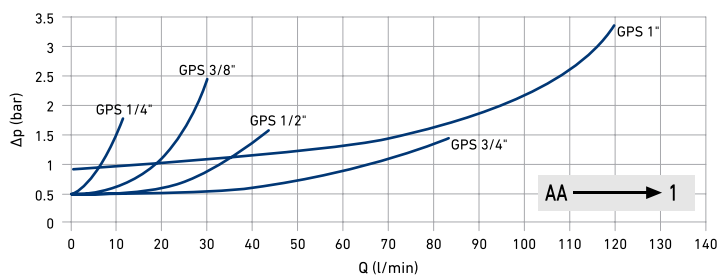
Seals hole

NBR

*On request
• 8 Bar spring

PRESSURE DROP CURVES

Oil viscosity 24 mm²/sec. (3,5°E)
Temperature 50° C



GPS

TYPE	MAX FLOW l/min	MAX PRESSURE	CRACKING PRESSURE		A	B	E	C BSPP	X BSPP	PILOT RATIO	WEIGHT	CS	
												Carbon Steel	
												ITEM CODE	
GPS G 1/4	12	MPa 40	0,25	mm	103	36	11					kg 0,650	G550202A01AARAA
		Psi 5800	36,25	inch	4,06	1,42	0,43	1/4	1/4	1:9	lb 1,43		
GPS G 3/8	30	MPa 40	0,5	mm	109	40	11,5					kg 0,820	G550203A01AARAA
		Psi 5800	72,5	inch	4,29	1,57	0,45	3/8	1/4	1:6	lb 1,81		
GPS G 1/2	45	MPa 35	0,3	mm	120	42	11					kg 0,960	G550204A01AAPAA
		Psi 5075	43,5	inch	4,72	1,65	0,43	1/2	1/4	1:4,5	lb 2,12		
GPS G 3/4	85	MPa 35	0,05	mm	131	55	14					kg 1,950	G550205A01AAPAA
		Psi 5075	7,25	inch	5,16	2,17	0,55	3/4	1/4	1:3,7	lb 4,30		
GPS G 1	120	MPa 35	0,1	mm	165	55	14					kg 2,350	G550206A01AAPAA
		Psi 5075	14,5	inch	6,50	2,17	0,55	1	1/4	1:3,5	lb 5,18		